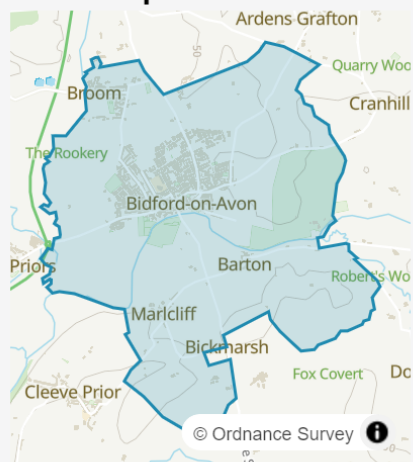
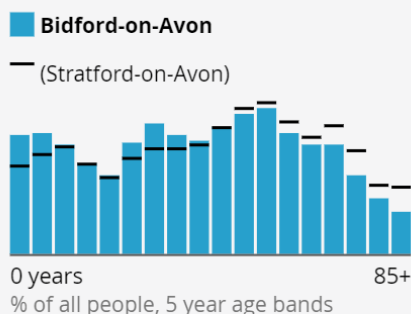


Bidford-on-Avon

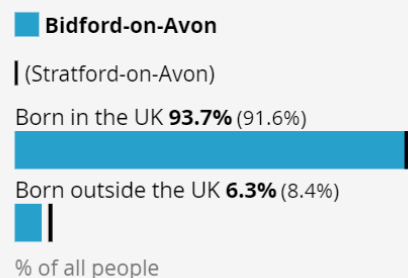
Area map



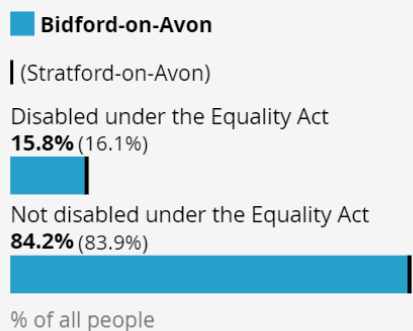
Age profile



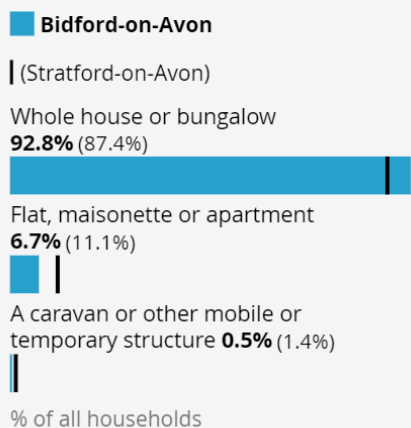
Country of birth



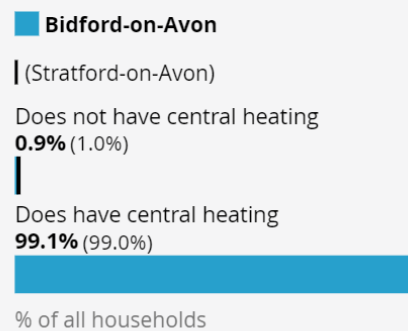
Disability



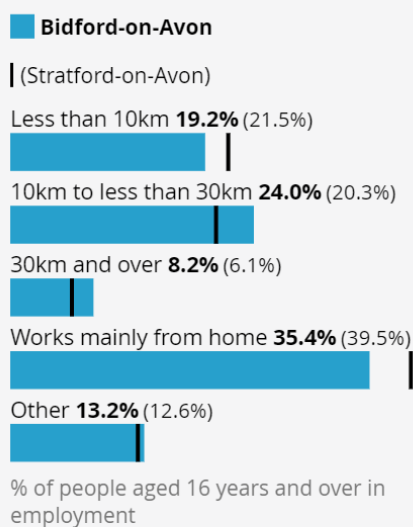
Accommodation type



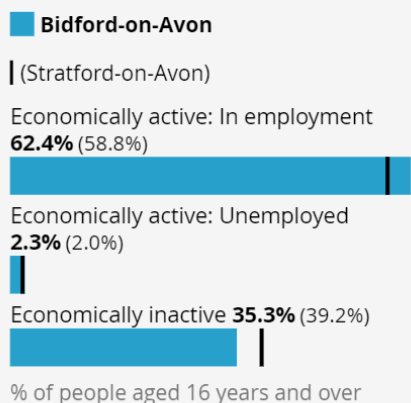
Central heating



Distance travelled to work



Economic activity status



Employment history



Bidford-on-Avon

Legal partnership status

Bidford-on-Avon

(Stratford-on-Avon)

Never married and never registered a civil partnership **30.2%** (28.4%)

Married or in a registered civil partnership **51.6%** (52.5%)

Separated, but still legally married or still legally in a civil partnership **2.0%** (2.0%)

Divorced or civil partnership dissolved **10.0%** (9.8%)

Widowed or surviving civil partnership partner **6.1%** (7.2%)

% of people aged 16 years and over

Length of residence in the UK

Bidford-on-Avon

(Stratford-on-Avon)

Born in the UK **93.7%** (91.6%)

10 years or more **4.1%** (5.2%)

5 years or more, but less than 10 years **1.2%** (1.5%)

2 years or more, but less than 5 years **0.7%** (1.1%)

Less than 2 years **0.3%** (0.7%)

% of all people

Household size

Bidford-on-Avon

(Stratford-on-Avon)

1 person in household **26.4%** (29.1%)

2 people in household **38.1%** (39.4%)

3 people in household **17.5%** (15.2%)

4 or more people in household **17.9%** (16.3%)

% of all households

Household composition

Bidford-on-Avon

(Stratford-on-Avon)

One person household **26.4%** (29.1%)

Single family household **69.6%** (66.7%)

Other household types **4.0%** (4.2%)

% of all households

Household deprivation

Bidford-on-Avon

(Stratford-on-Avon)

Household is not deprived in any dimension **56.4%** (56.5%)

Household is deprived in one dimension **31.4%** (31.8%)

Household is deprived in two dimensions **9.7%** (9.8%)

Household is deprived in three dimensions **2.5%** (1.9%)

Household is deprived in four dimensions **0.1%** (0.1%)

% of all households

Ethnic group

Bidford-on-Avon

(Stratford-on-Avon)

Asian, Asian British or Asian Welsh **1.0%** (1.9%)

Black, Black British, Black Welsh, Caribbean or African **0.0%** (0.4%)

Mixed or Multiple ethnic groups **1.3%** (1.7%)

White **97.1%** (95.5%)

Other ethnic group **0.5%** (0.5%)

% of all people

General health

Bidford-on-Avon

(Stratford-on-Avon)

Very good health **51.3%** (49.6%)

Good health **33.4%** (34.3%)

Fair health **11.5%** (12.0%)

Bad health **3.1%** (3.2%)

Very bad health **0.7%** (0.9%)

% of all people

Hours per week worked

Bidford-on-Avon

(Stratford-on-Avon)

Part-time: 15 hours or less worked **11.4%** (11.8%)

Part-time: 16 to 30 hours worked **18.9%** (18.8%)

Full-time: 31 to 48 hours worked **57.5%** (55.8%)

Full-time: 49 or more hours worked **12.2%** (13.6%)

% of people aged 16 years and over in employment

Highest level of qualification

Bidford-on-Avon

(Stratford-on-Avon)

No qualifications **14.4%** (14.4%)

Level 1, 2 or 3 qualifications **43.1%** (38.6%)

Apprenticeship **5.5%** (5.0%)

Level 4 qualifications and above **34.5%** (39.5%)

Other qualifications **2.5%** (2.4%)

% of people aged 16 years and over

Bidford-on-Avon

Number of households

2,900

households

59,500 households in Stratford-on-Avon

Rounded to the nearest 100 households

Passports held

Bidford-on-Avon

(Stratford-on-Avon)

UK passport **80.5%** (81.8%)

Non-UK passport **3.8%** (5.1%)

No passport held **15.6%** (13.1%)

% of all people

National identity

Bidford-on-Avon

(Stratford-on-Avon)

One or more UK identity only **95.6%** (93.7%)

UK identity and non-UK identity **1.0%** (1.5%)

Non-UK identity only **3.4%** (4.8%)

% of all people

Proficiency in English

Bidford-on-Avon

(Stratford-on-Avon)

Main language is English (English or Welsh in Wales) **97.3%** (96.6%)

Can speak English very well **1.5%** (1.7%)

Can speak English well **0.8%** (1.2%)

Cannot speak English well **0.3%** (0.4%)

Cannot speak English **0.1%** (0.1%)

% of people aged three years and over

Number of cars or vans

Bidford-on-Avon

(Stratford-on-Avon)

No cars or vans in household **9.0%** (11.1%)

1 car or van in household **36.7%** (37.5%)

2 cars or vans in household **39.9%** (36.0%)

3 or more cars or vans in household **14.4%** (15.5%)

% of all households

Number of bedrooms

Bidford-on-Avon

(Stratford-on-Avon)

1 bedroom **6.8%** (6.8%)

2 bedrooms **25.4%** (25.2%)

3 bedrooms **35.7%** (36.4%)

4 or more bedrooms **32.1%** (31.6%)

% of all households

Occupancy rating for bedrooms

Bidford-on-Avon

(Stratford-on-Avon)

+2 or more **46.3%** (48.6%)

+1 **34.1%** (33.0%)

0 **18.8%** (17.4%)

-1 **0.7%** (1.0%)

-2 or more **0.1%** (0.1%)

% of all households

Method of travel to workplace

Bidford-on-Avon

(Stratford-on-Avon)

Work mainly at or from home **35.5%** (39.5%)

Underground, metro, light rail, tram **0.0%** (0.1%)

Train **0.3%** (0.4%)

Bus, minibus or coach **0.9%** (0.6%)

Taxi **0.1%** (0.1%)

Motorcycle, scooter or moped **0.3%** (0.3%)

Driving a car or van **53.3%** (47.4%)

Passenger in a car or van **3.1%** (2.9%)

Bicycle **0.7%** (1.2%)

On foot **5.2%** (6.8%)

Other method of travel to work **0.6%** (0.7%)

% of people aged 16 years and over in employment

Occupation

Bidford-on-Avon

(Stratford-on-Avon)

1. Managers, directors and senior officials **16.5%** (18.7%)

2. Professional occupations **19.7%** (21.5%)

3. Associate professional and technical occupations **13.3%** (13.9%)

4. Administrative and secretarial occupations **9.8%** (8.9%)

5. Skilled trades occupations **12.2%** (11.0%)

6. Caring, leisure and other service occupations **6.8%** (7.2%)

7. Sales and customer service occupations **8.2%** (6.4%)

8. Process, plant and machine operatives **5.3%** (4.4%)

9. Elementary occupations **8.1%** (8.0%)

% of people aged 16 years and over in employment

Bidford-on-Avon

Population

6,800

people

134,700 people in Stratford-on-Avon

Rounded to the nearest 100 people

Sex

Bidford-on-Avon

(Stratford-on-Avon)

Female **51.6%** (51.5%)

Male **48.4%** (48.5%)

% of all people

Religion

Bidford-on-Avon

(Stratford-on-Avon)

No religion **37.1%** (35.9%)

Christian **56.5%** (56.4%)

Buddhist **0.2%** (0.3%)

Hindu **0.3%** (0.5%)

Jewish **0.1%** (0.1%)

Muslim **0.3%** (0.5%)

Sikh **0.3%** (0.4%)

Other religion **0.5%** (0.4%)

Not answered **4.9%** (5.5%)

% of all people

Provision of unpaid care

Bidford-on-Avon

(Stratford-on-Avon)

Provides no unpaid care **91.9%** (91.4%)

Provides 19 hours or less unpaid care a week **4.5%** (4.9%)

Provides 20 to 49 hours unpaid care a week **1.4%** (1.4%)

Provides 50 or more hours unpaid care a week **2.2%** (2.3%)

% of people aged five years and over

Proficiency in English

Bidford-on-Avon

(Stratford-on-Avon)

Main language is English (English or Welsh in Wales) **97.3%** (96.6%)

Can speak English very well **1.5%** (1.7%)

Can speak English well **0.8%** (1.2%)

Cannot speak English well **0.3%** (0.4%)

Cannot speak English **0.1%** (0.1%)

% of people aged three years and over

Tenure of household

Bidford-on-Avon

(Stratford-on-Avon)

Owns outright **35.3%** (40.6%)

Owns with a mortgage or loan or shared ownership **39.2%** (32.0%)

Social rented **14.8%** (13.3%)

Private rented or lives rent free **10.8%** (14.1%)

% of all households

Second address indicator

Bidford-on-Avon

(Stratford-on-Avon)

No second address **95.5%** (95.1%)

Second address is in the UK **3.9%** (3.8%)

Second address is outside the UK **0.7%** (1.1%)

% of all households

Socio-economic Classification (NS-SeC)

Bidford-on-Avon

(Stratford-on-Avon)

L1, L2 and L3: Higher managerial, administrative and professional occupations **16.9%** (18.5%)

L4, L5 and L6: Lower managerial, administrative and professional occupations **21.7%** (23.2%)

L7: Intermediate occupations **11.8%** (11.2%)

L8 and L9: Small employers and own account workers **14.1%** (13.8%)

L10 and L11: Lower supervisory and technical occupations **5.6%** (5.1%)

L12: Semi-routine occupations **11.0%** (9.8%)

L13: Routine occupations **9.3%** (9.0%)

L14.1 and L14.2: Never worked and long-term unemployed **5.1%** (5.1%)

L15: Full-time students **4.5%** (4.4%)

% of people aged 16 years and over

Schoolchildren and full-time students

Bidford-on-Avon

(Stratford-on-Avon)

Student **17.7%** (16.1%)

Not a student **82.3%** (83.9%)

% of people aged five years and over